

VPF

VIETNAM
PHOENIX FUND

INVESTOR UPDATE

June 2021



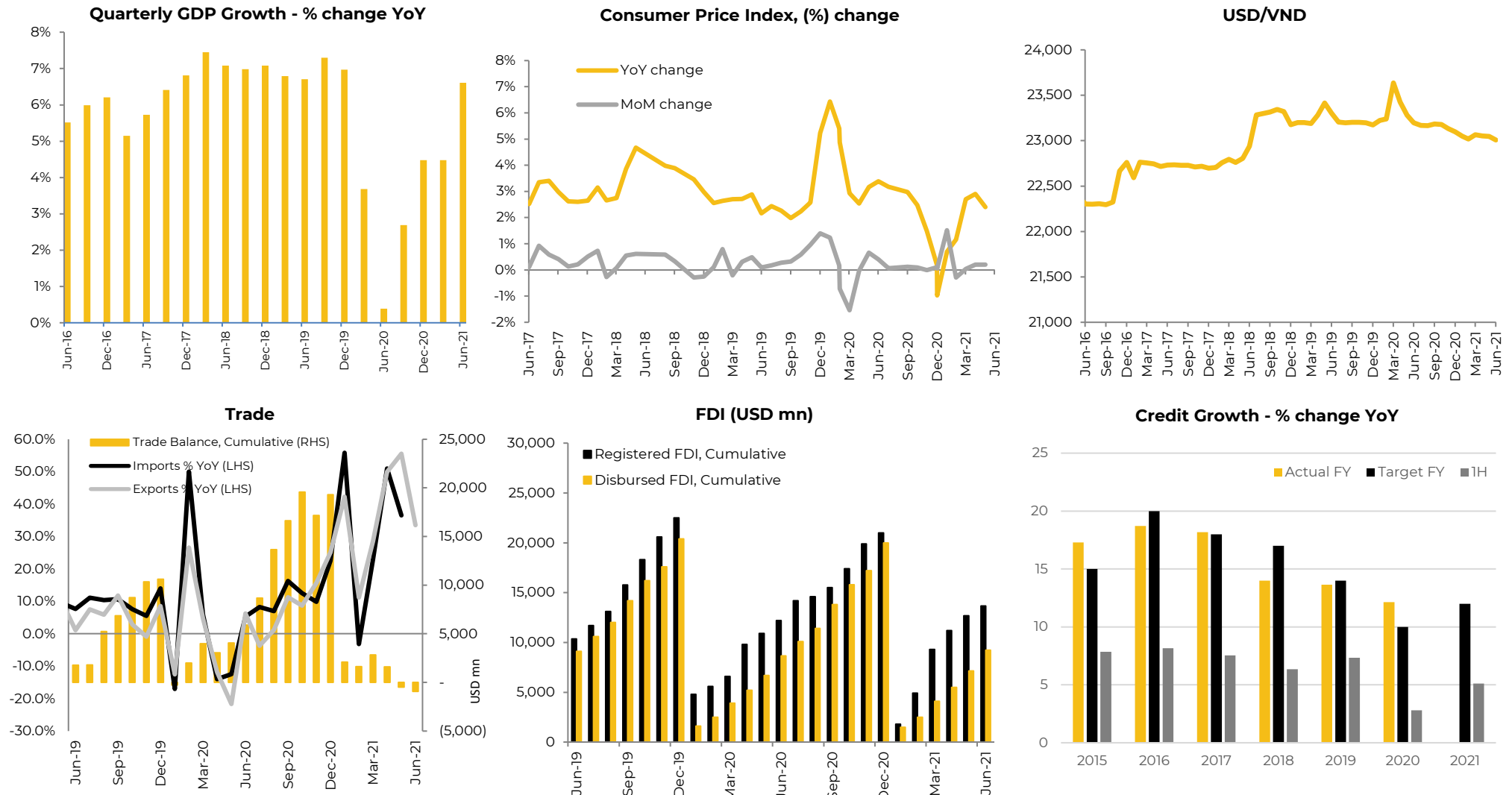
Outlook for Vietnam

Vietnam Phoenix Fund – Portfolio Update

Vietnam Phoenix Fund – Overview

Vietnam Outlook: Recent macroeconomic indicators

- On the macroeconomic front, the emerging fourth wave of the COVID-19 pandemic has been more economically disruptive than previous waves and June macroeconomic indicators showed some negative signals, principally in weakening exports and a slower-than-expected pick up in FDI.
- From the end of April 2021 until the middle of July 2021, the fourth wave of COVID-19 has caused more than 33,000 cases of community infections. Ho Chi Minh city has so far accounted for ~50% of total infection cases in this wave.
- As of the middle of July 2021, Vietnam has received over 8 million doses of COVID-19 vaccine. The vaccination rate increased from 1.1% as of 31 May to 3.8% as of 13 July 2021. However, Vietnam's rate of vaccination remained the second lowest in Southeast Asia, though we expect the Vietnamese government to progressively accelerate the vaccination rate over the next few months.



Source: Vietnam Government

Vietnam Outlook: Economic outlook expected to stay robust over the next few years

- Vietnam has historically been on a strong trajectory of economic growth – which we believe will persist over the next few years, underpinned by multiple structural growth and economic tailwind factors.
- It is expected base line GDP growth of 4% to 7% annually over the next 30 years will be above the global average GDP growth rate.
- Highest expected GDP growth in Southeast Asia till 2023.
- Strong recovery in trade due to better economic situation of key trading partners such as the US and the EU coupled with the positive effects of the free trade agreements (“FTAs”).
- Robust public investment – public investment disbursement rate to increase from 83% in 2020 to 90% in 2021.
- Interest rates expected to remain low.
- Licensing process improvements post election for real estate and investment projects.
- Increasing inflation due to higher commodity prices.
- FDI growth to remain relatively weak due to travel restrictions.
- Limits to currency appreciation.

Vietnam Economic Indicator		2017	2018	2019	2020	2021F
Real GDP growth	%	6.7	7.1	7.0	2.9	6.5
CPI	%	2.6	3.54	2.8	3.2	<4
Export growth	%	20.6	13.8	8.4	6.5	4-5
Import growth	%	21.3	11.5	6.8	3.6	4-5
Trade balance	\$bn	2.3	7.2	11.1	19.1	N/A
Registered FDI	\$bn	35.9	25.6	22.5	21	21
FX Reserves	\$bn	52	60	80	95	N/A
USD to VND	VND	22,968	12,145	23,173	23,098	22,636–23,559

Government's Plan	2011-2015 Actual	2016-2020 Planned	2016-2020 Actual	2021-2025 Planned	2021-2030 Planned
Real GDP growth	5.9%	6.5-7%	5.9%	6.5-7%	7%
GDP per capita (USD)	2,097	3,200-3,500	2,750	4,700-5,000	7,500
Total Investment/GDP	31.70%	32-34%	33.40%	32-34%	33-35%
Manufacturing/GDP	15.4%	25.0%	16.6%	25%	30.0%
Budget deficit/GDP	5.4%	4.0%	3.8%	3.7%	
Private sector contribution to GDP	43.5%	48-49%	43.8-44%	55.0%	
Urbanisation rate	35.7%	38-40%	39.30%	45.0%	50.0%

Source: Duxton Capital Australia, Vietnam Government

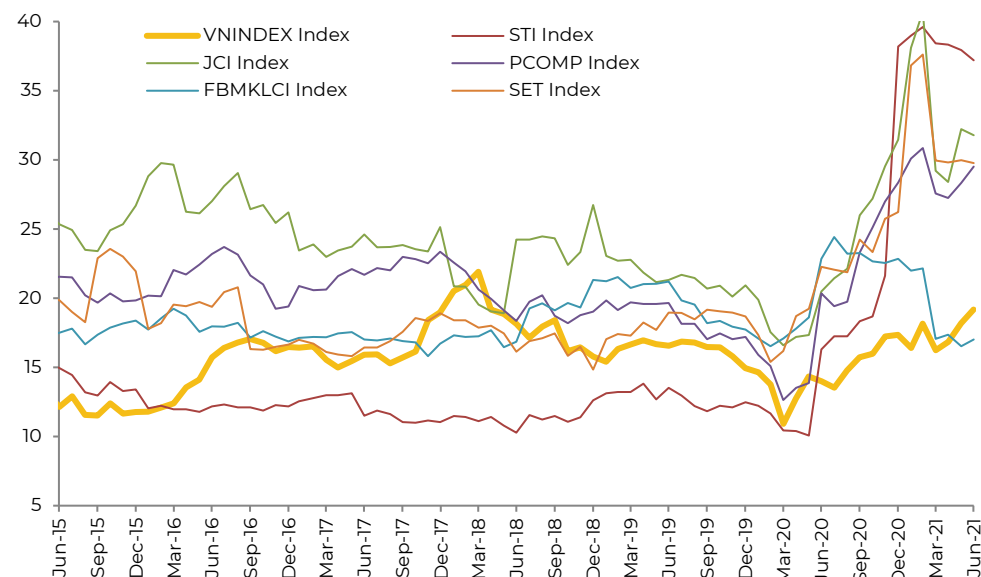
Vietnam Equity Market: Attractively valued

- The Vietnam equity market is currently reasonably priced on a PEG (price/earnings to growth) basis relative to other regional markets.
- Robust corporate earnings growth over the next few years is expected to be driven by strong underlying economic growth.

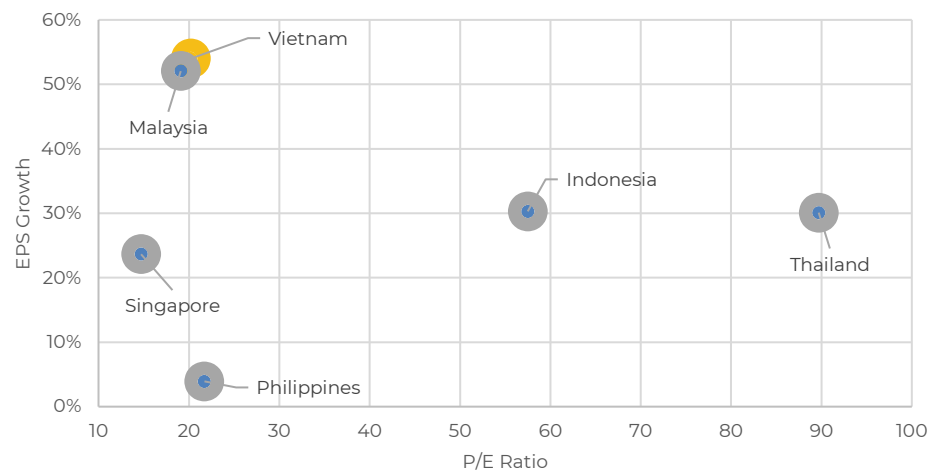
	Market Cap (USD Bn)	P/E (2021F)	PEG (x)	Dividend Yield (%)	ROE (%)
Vietnam (VNINDEX)	230	21.1	2.0	1.9%	17.6%
Philippines (PCOMP)	179	21.7	1.0	1.8%	7.0%
Malaysia (FBMKLCI)	243	19.1	11.1	4.3%	23.1%
Singapore (FSSTI)	388	14.7	1.4	3.7%	5.1%
Indonesia (JCI)	486	20.2	1.4	3.1%	12.4%
Thailand (SET)	567	23.7	4.2	2.9%	10.7%

Source: Bloomberg, as of 30 June 2021

Regional P/E Ratio (Trailing 12 Months)

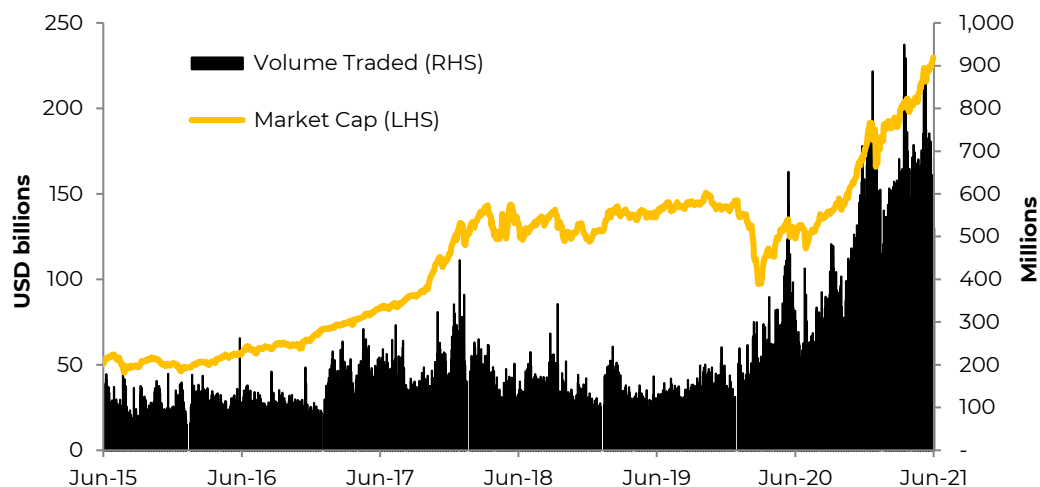


Comparative Valuation 2021F
Vietnam vs Peers – PER/ EPS Growth - 31 May 2021



Vietnam Equity Markets: Growth outlook intact

VNIndex Market Cap and Volume



Market Capitalisation:

- The VNIndex currently trades at a market cap value of c.USD 230 billion.
- The overall market cap of the VNI Index has grown at a CAGR of 2.1% since January 2011.

Trading Volumes:

- Trading volumes have been consistently higher since June 2020, largely due to the influx of domestic investors into the equity market.
- Trading volumes have grown at a CAGR of 4.2% since January 2011.

The key growth drivers of the Vietnamese equity market over the next few years remain intact:

- **Strong trajectory of corporate earnings growth, coupled with company PEG ratios remaining attractive**, particularly for companies in the consumer, information technology, infrastructure, real estate, and logistic sectors, over the next 3 to 5 years, principally led by:
 - Recovery in consumer confidence, and continued FDI inflows in a controlled inflation environment;
 - Expected recovery in the real estate and infrastructure sectors post the election in Q1 2021
 - The economic recovery of Vietnam's key trading partners, coupled with the impact of the FTAs (ASEAN, EU-Vietnam, RCEP, CPTPP)
- **Expected reclassification of the Vietnam equity market to an Emerging Market** from a Frontier Market in the MSCI ranking:
 - Which should lead to progressively more inflows of foreign capital over the medium to long-term (3-5 years time frame).
- **Expected increases in equity market depth and liquidity with IPO offerings** of well-managed and high growth private companies, and state divestments of large state-owned enterprises ("SOEs")
 - As of the end of 2020, there were >90 SOEs to be equitized, including several major enterprises such as Agribank, VNPT (Vietnam Post and Telecommunications Group), MobiFone, and Vinacomi amongst others.

Outlook for Vietnam

Vietnam Phoenix Fund - Portfolio Update

Vietnam Phoenix Fund - Overview

Vietnam Phoenix Fund: Performance track record

VPF Class A (Listed Equity) portfolio performance since inception:

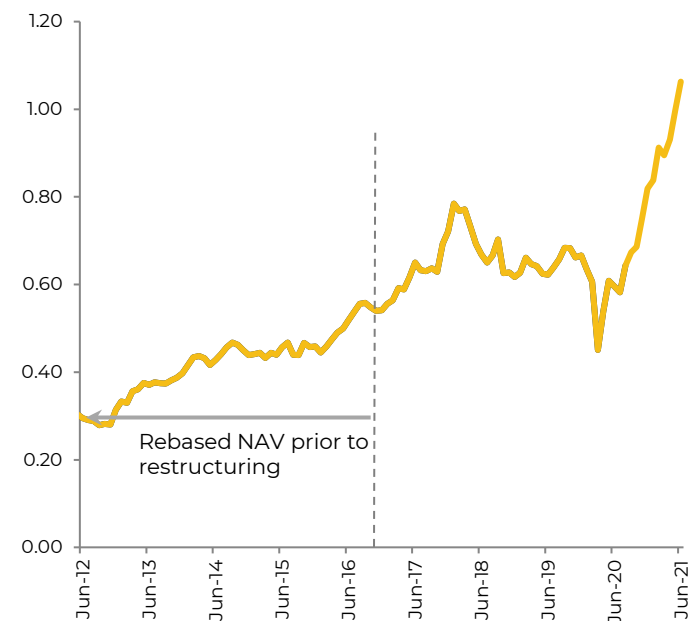
As of 30 June 2021 (in USD terms)	1 Month	3 Months	YTD	1 year	3 years (p.a)	5 years (*) (p.a)	7 years (*) (p.a)
VPF Class A	6.5%	18.9%	29.8%	78.6%	16.8%	15.6%	14.0%
VNIndex	6.2%	18.5%	28.0%	72.0%	13.5%	16.6%	12.3%

(*) Lead Series, Includes historical performance of Vietnam Phoenix Fund prior to the restructuring as of 31 Dec 2016, Net returns

Key Investment Information:

AUM	US\$42 million as of 30 June 2021
Inception	8 December 2006
Type	Open-ended, listed securities, long only
Objective	Long-term capital appreciation
Fee structure	1.5% management fee annually, 15% performance fee subject to high water mark and 8% hurdle rate on an annual basis.

NAV Performance (USD)



Vietnam Phoenix Fund: Portfolio overview and top 10 holdings

Portfolio Overview

Number of Holdings	17
Average Market Cap	USD 6.4 bn
Beta (1-year)	0.77
2021 E P/E (weighted average)	16.2x
Dividend yield (weighted average)	1.8%
ROE (weighted average)	23.6%
Cash held as of 30 June 2021	-1.9%

As of 30 June 2021	Industry	Market cap (USD mn)	% Weight	VNIndex weight	2021E P/E	2021E EPS growth (%)	Dividend Yield
FPT CORP	IT	3,442	13.6%	1.7%	19.9x	17.5%	2.0%
HOA PHAT GROUP JSC	Steel	9,929	12.3%	4.5%	8.3x	141.0%	0.8%
MOBILE WORLD INVESTMENT CORP	Consumer	3,115	9.3%	1.6%	14.3x	33.2%	0.6%
VINHOMES JSC	Real Estate	16,731	8.7%	7.7%	12.7x	15.2%	1.1%
MILITARY COMMERCIAL JOINT	Banking	5,230	7.6%	1.7%	9.4x	20.0%	2.6%
BANK FOR FOREIGN TRADE JSC	Banking	18,608	7.0%	7.8%	18.8x	42.7%	0.8%
REFRIGERATION ELECTRICAL ENG	Industrial	769	6.3%	0.3%	9.8x	23.2%	3.0%
SSI SECURITIES CORP	Financial	1,553	5.4%	0.7%	27.4x	4.1%	1.9%
VIETNAM DAIRY PRODUCTS JSC	F&B	8,144	4.8%	3.8%	18.4x	0.2%	4.4%
KINH BAC CITY DEVELOPMENT SH	Real Estate	778	4.7%	0.3%	12.6x	204.5%	3.1%

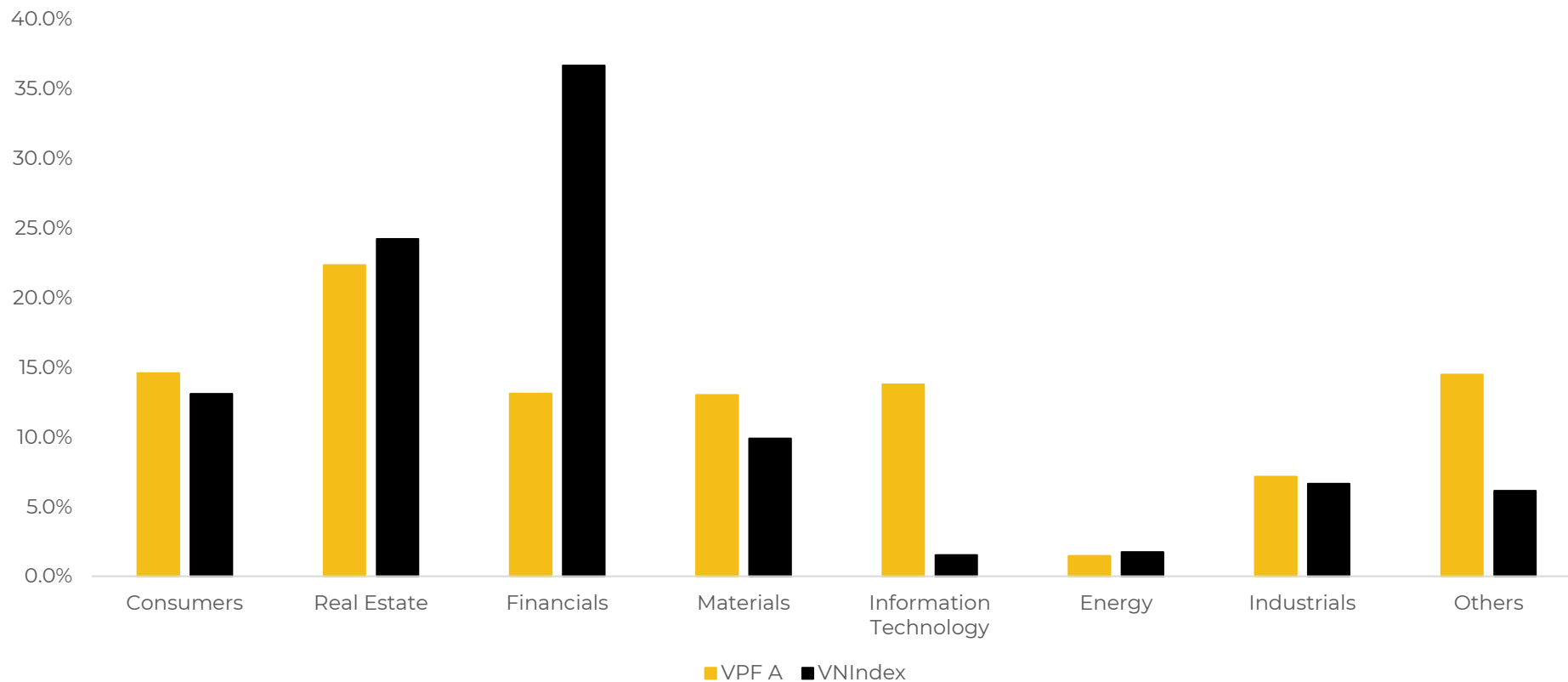
Vietnam Phoenix Fund: Portfolio contribution

6M 2021 Performance	Ticker	Average Weight (%)			Total Price Change in USD (%)	Contribution to Return (%)		
		Port	Bench	+/-		Port	Bench	+/-
FPT CORP	FPT VN	13.55	1.34	12.21	72.94	8.55	0.85	7.70
HOA PHAT GROUP JSC	HPG VN	12.43	3.67	8.76	68.91	6.95	2.28	4.67
KINH BAC CITY DEVELOPMENT SH	KBC VN	5.78	0.39	5.39	57.38	3.09	0.17	2.92
MILITARY COMMERCIAL JOINT	MBB VN	6.01	1.86	4.15	90.22	4.08	1.40	2.68
SSI SECURITIES CORP	SSI VN	4.43	0.50	3.93	69.36	2.51	0.34	2.17
MOBILE WORLD INVESTMENT CORP	MWG VN	8.39	1.38	7.01	27.84	2.20	0.38	1.82
KHANG DIEN HOUSE TRADING AND	KDH VN	4.13	0.43	3.70	40.97	1.53	0.16	1.37
REFRIGERATION ELECTRICAL ENG	REE VN	6.17	0.37	5.80	17.88	1.11	0.07	1.04
ASIA COMMERCIAL BANK	ACB VN	3.25	1.57	1.68	58.81	1.70	0.86	0.84
SAIGON BEER ALCOHOL BEVERAGE	SAB VN		2.48	-2.48	-12.58		-0.42	0.42
PHAT DAT REAL ESTATE DEVELOP	PDR VN		0.64	-0.64	122.84		0.60	-0.60
SOUTHEAST ASIA COMMERCIAL JO	SSB VN		0.44	-0.44	104.22		0.61	-0.61
MASAN GROUP CORP	MSN VN		2.48	-2.48	25.31		0.62	-0.62
SAIGON THUONG TIN COMMERCIAL	STB VN		0.93	-0.93	81.07		0.64	-0.64
VIETNAM INTERNATIONAL JSB	VIB VN		1.14	-1.14	113.67		1.02	-1.02
VINGROUP JSC	VIC VN		8.66	-8.66	9.98		1.02	-1.02
VIETNAM JS COMMERCIAL BANK F	CTG VN		3.41	-3.41	52.53		1.69	-1.69
VIETNAM TECHNOLOGICAL & COMM	TCB VN		3.22	-3.22	67.30		1.88	-1.88
VIETNAM PROSPERITY JSC BANK	VPB VN		2.66	-2.66	108.31		2.18	-2.18
NO VA LAND INVESTMENT GROUP	NVL VN		2.17	-2.17	151.58		2.26	-2.26

Source: Duxton Capital Australia, Bloomberg as of 30 June 2021

Vietnam Phoenix Fund: Portfolio breakdown by sector

- Relative to the VNIndex, the Portfolio is:
 - Overweight on the consumer, materials, and information technology sectors;
 - Underweight on the financials, real estate, and industrials sectors.



Source: Duxton Capital Australia, Bloomberg
Based on GICS sector classifications, as of 30 June 2021

Vietnam Phoenix Fund: High conviction stock pick - FPT Corporation

Ticker: FPT VN

Price: VND 88,000

52-week low/high: VND 89,100/ VND 37,913

Market Cap: USD 3.4bn



Source: Duxton Capital Australia, Bloomberg, as of 30 June 2021

Investment Thesis

- FPT is the dominant player in Vietnam's communication and information technology sector. FPT has been a proxy for the overall IT infrastructure and IT service demand growth of Vietnam's economy.
- FPT is one of the most well managed companies in Vietnam with an experienced and competent management team. The company is a key beneficiary of government IT spending, through the management team's good relationship with the government.
- Overseas business contributes nearly half of FPT's revenue. We expect FPT to be able to continue to grow globally, on the back of its sound track record of execution, and competitiveness in terms of IT labour cost.
- FPT's management has a clear strategic focus and continues to invest to maintain the company's market leadership. At least 5% of annual revenues are invested into new services/capabilities. The company also continues to selectively look for M&A targets to accelerate expansion.
- For the period 2021 -2023, FPT expects to grow at a CAGR of ~20% over the next 3 years. We expect FPT to remain positive FCF generation and net cash over the next 3 years.

Valuation

- Based on Duxton estimates, FPT is currently trading on forward P/E multiples of 19.9x (2021E), against expected earnings growth of 18%.

Risks

- Significant slowdown in government IT spend and the banking sector will affect FPT's ability to price IT outsourcing contracts upwards in the domestic market.
- M&A deals which are not carried out with sufficient levels of due diligence might result in skewed valuations paid for targets.

Vietnam Phoenix Fund: High conviction stock pick - Hoa Phat Group

Ticker: HPG VN

Price: VND 51,500

52-week low/high: VND 56,300 / VND 15,667

Market Cap: USD 9.9bn



Source: Duxton Capital Australia, Bloomberg, as of 30 June 2021

Investment Thesis

- Hoa Phat is Vietnam's leading steel producer with 33% market share in the construction steel segment.
- As the dominant player domestically, HPG is expected to benefit from the recovery of the real estate market, and the increase in construction demand by FDI companies and infrastructure spend in Vietnam.
- The company has the strongest and widest distribution system in the Vietnam steel sector.
- Due to HPG's scale, expertise, and proven operational efficiency, along with the ramp up of new capacity from its Dung Quat factory, HPG is likely to be the only local steel producer poised to capture domestic steel demand growth and gain more market share from smaller players.
- HPG's EPS is expected to grow at CAGR of 30% over next 3 years. HPG has become free cash flow generative from 2020 upon completion of the Dung Quat manufacturing facility.

Valuation

- Based on Duxton Capital estimates, HPG is currently trading on forward P/E multiples of 8.3x (2021E), against expected double earnings.

Risks

- HPG is a commodity-linked stock and the movements in iron ore prices tend to directly impact HPG's margin and stock trading sentiment.
- In order to protect local steel producers, the Vietnam government has applied safeguard tariffs on imported steel. Once the tariffs are lifted, HPG has to face strong competition from imported steel, especially Chinese steel.

Vietnam Phoenix Fund: High conviction stock pick - Mobile World Corporation

Ticker: MWG VN

Price: VND 152,000

52-week low/high: VND 153,900 / VND 71,300

Market Cap: US 3.1bn



Source: Duxton Capital Australia, Bloomberg, as of 30 June 2021

Investment Thesis

- Mobile World is the largest retailer in Vietnam by profit with 48% nationwide market share in mobile phones and a 40% nationwide market share in consumer electronics. MWG also operates one of the fastest growing grocery chains in Vietnam.
- MWG is our preferred name to gain exposure to the high growth in consumption from the rising Vietnamese middle class.
- MWG's management team has demonstrated that they can manage a transformational process in its diversification of the company from a pure consumer discretionary business (mobile phone chain) to grow its presence in household consumer electronics and expand itself in the grocery consumer staples segment.
- We believe MWG is the most successful retail player in Vietnam due to its understanding of consumer preferences, and its success in providing top-notch aftersales services enabled it to create its sizeable market share. The company has also managed to build a formidable retail and distribution network.
- We expect MWG to continue to scale up as Vietnam's consumption growing is likely to outpace more developed ASEAN countries. At the same time, the network effect of having more stores and online presence builds a strong position against competitive pressure.

Valuation

- Based on Duxton estimates, MWG is currently trading on forward P/E multiples of 14.3x (2021E), relative to expected earnings growth of 33%.

Risks

- Continued declines in smartphone product variety and corresponding decreases in mobile phone prices might cause sales from mobile phone stores to decline faster than the growth of grocery stores can offset.
- Increased competition from other retail chains and e-commerce can be expected.

Vietnam Outlook

Vietnam Phoenix Fund - Portfolio Update

Vietnam Phoenix Fund - Overview

Why invest with the Vietnam Phoenix Fund

- The Vietnam Phoenix Fund, managed by Duxton Capital, was established with the investment goal of providing investors with exposure to Vietnam’s exceptional growth story via a high conviction portfolio of listed equity investments.

TEAM

- Experienced team with 30 years combined experience in the Vietnamese market.
- Nearly 60 years combined experience in investment experience across multiple markets.



PROVEN INVESTMENT PROCESS

- Deploying proven investment process with demonstrable alpha generation.
 - Fundamental-based stock picking.
 - High conviction, long-term approach.



TRACK RECORD

- Outperformance in excess of the market index on an annualised basis over the last 7 years.
- In 2021, VPF was awarded a Top Performer award in the “Asia Pacific - Best Smaller Fund - Emerging Markets” category in the Investors Choice Awards hosted by Allocator.



ACCESS

- VPF provides ease and speed of market access.
- Foreign ownership limits apply to certain key and quality listed stocks in Vietnam: investors may not gain access to quality stocks due to lack of market knowledge and relationships.



MARKET KNOWLEDGE

- On the ground research presence in Asia Pacific, allowing for the continuous development of local market knowledge and deployment of rigorous due diligence on a consistent basis.



LIQUIDITY

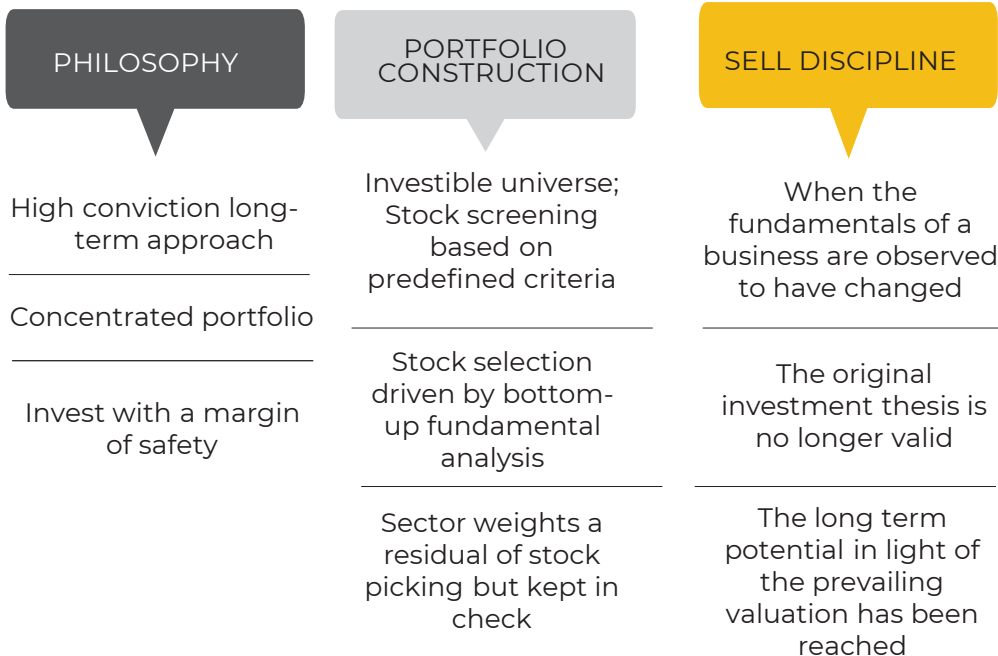
- Monthly redemption and subscription



Vietnam Phoenix Fund: Investment approach

We seek to invest in companies that are expected to create shareholder value over the long term, and select stocks that we assess to be trading at prices that do not fully reflect their long-term potential.

We emphasize a long-term investment approach, as we believe that the creation of shareholder value takes time to execute over a multi-year horizon.



PORTFOLIO CONSTRUCTION GUIDELINES

Base Currency	USD (VND unhedged)
Holdings	15 to 30 holdings
Maximum position size (at market)	15% absolute
Minimum position size (at cost)	1% absolute
Sector limits	No strict limits, but kept no more than +/-20 % of index weight
Cash	< 5%

Fund Information	
Subscription Day and Price	The first business day of each calendar month at the prior month-end NAV.
Subscription Deadline	5:00 pm (Dublin time) on the last business day of the previous month.
Minimum Subscription	US\$100,000
Redemption Day and Price	The last business day of each calendar month at the same month-end NAV.
Redemption Deadline	30 Business Days prior to the Redemption Day
Redemption Fee	1%
NAV Publishing Frequency	Monthly Estimated NAV published weekly on www.vietnamphoenixfund.com
Base Currency	USD
Annual Management Fee	1.5%
Performance Fee	15% subject to High Water Mark and Hurdle Rate
Annual Hurdle Rate	8%

Disclaimer

Contact

Duxton Capital (Australia) Pty Ltd

Duxton House, 7 Pomona Road Stirling, South Australia, 5152

Sharon Seet

Senior Portfolio Manager sharon.seet@duxtonam.com

Vu Thu Ha

Equity Analyst ha.vu@duxtonam.com

General Inquiries:

vpf@duxtonam.com

Fund Website:

www.vietnamphoenixfund.com

This presentation is for general information and discussion purposes only and is not the basis for any contract to deal in any security or instrument, or for Duxton Capital (Australia) Pty Ltd ("Duxton") or its affiliates to enter into or arrange any type of transaction as a consequence of any information contained. This presentation is directed at sophisticated investors and wholesale clients as defined in the Corporations Act 2001 (Cth) ("Act") or investors in an equivalent class under the laws of the country or territory (collectively referred to as "Permitted Investors") and is not intended for use by retail clients.

Information from this presentation must not be issued in any jurisdiction where prohibited by law and must not be used in any way that would be contrary to local law or regulation. Specifically, this shall not be construed as the making of any offer or invitation to anyone in any jurisdiction in which such offer is not authorised or in which the person making such offer is not qualified to do so or to anyone to whom it is unlawful to make such an offer. This presentation is not intended to influence any person in making a decision in relation to any funds managed by Duxton or an interest in Vietnam Phoenix Fund. Prospective investors should consult their professional advisers accordingly.

The forecasts provided are based upon our opinion of the market as at this date and are subject to change, dependent on future changes in the

market. Any prediction, projection or forecast on the economy, stock market, bond market or the economic trends of the markets is not necessarily indicative of the future or likely performance. Investments are subject to risks, including possible loss of principal amount invested. The value of shares/ units and their derived income may fall as well as rise. Past performance or any prediction or forecast is not necessarily indicative of future performance. No assurance is given that the investment objective or the targets will be met. Returns are not guaranteed.

This presentation does not constitute investment, tax, legal or any other form of advice or recommendation and was prepared without regard to the specific objectives, financial situation or needs of any particular person who may receive it. Investors should study all relevant information and consider whether the investment is appropriate for them. If you require investment or financial advice please contact a regulated financial adviser. No representation or warranty, either expressed or implied, or is provided in relation to the accuracy, completeness or reliability of the information contained herein, nor is it intended to be a complete statement or summary of the securities, markets or developments referred to in this presentation.

Duxton or its affiliates may hold positions in the securities referred. Where stocks are mentioned, it should not be

construed that these are recommendations to buy or sell those stocks. The investment schemes referred are not obligations of, deposits in, or guaranteed by Duxton or any of its affiliates.

You are not authorised to redistribute this presentation nor qualified to make any offer, representation or contract on behalf of Duxton or its affiliates. Although the information was compiled from sources believed to be reliable, no liability for any error or omission is accepted by Duxton or its affiliates or any of their directors or employees. The information and opinions contained may also change.

Copyright protection exists in this presentation. The contents of this presentation are strictly confidential and it may not be disclosed, reproduced, distributed or published by any person for any purpose without our written consent. To the extent permitted by applicable law, none of Duxton, its affiliates, or any officer or employee of Duxton accepts any liability whatsoever for any direct or consequential loss arising from any use of this presentation or its contents, including for negligence.

Duxton Capital (Australia) Pty Ltd is the Investment Manager for the Vietnam Phoenix Fund and does not make any recommendations or endorsements for any other products or services mentioned in this presentation.

Duxton Capital (Australia) Pty Ltd

7 Pomona Road, Stirling SA 5152
Ph: +61 8130 9500 | www.duxtonam.com |
contact@duxtonam.com